

# Weekly Management Report

Week 44

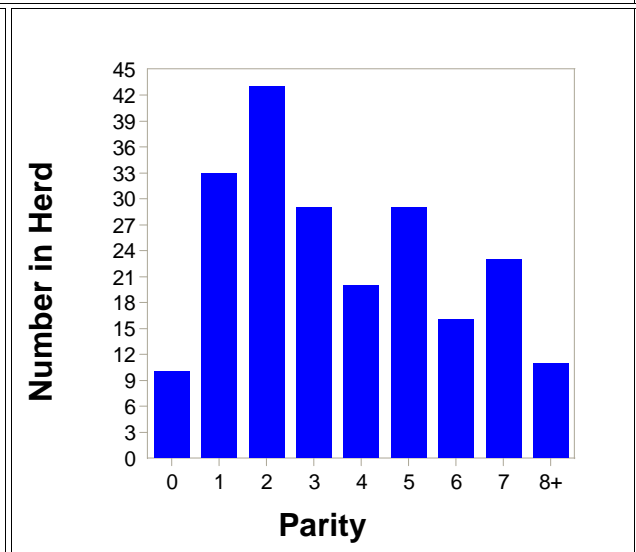
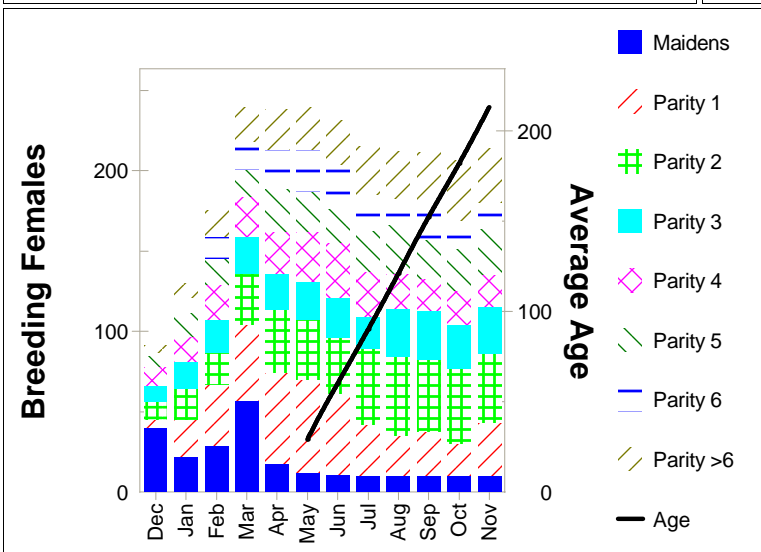
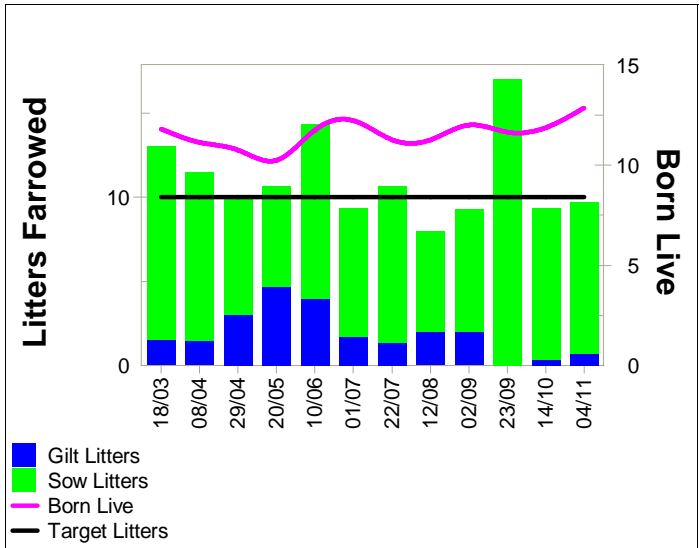
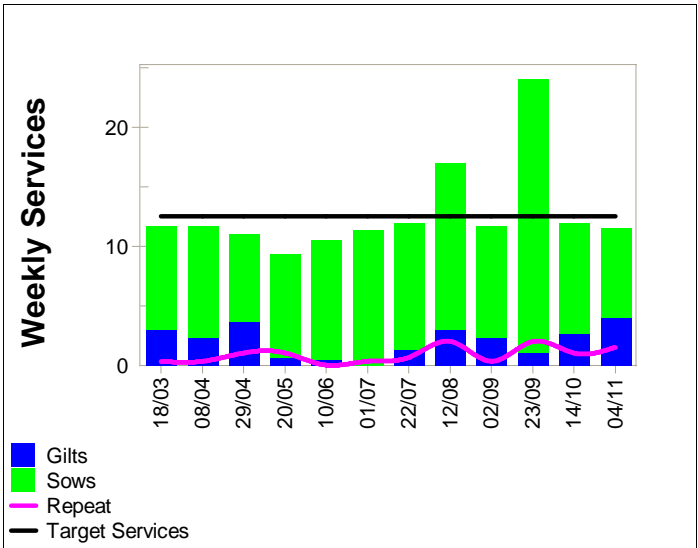


FARM B

## Section 1: Summary

04-Nov-05

| Services          |                  |                 |                 | Reproduction         |                     |            | Stock Count              |        |
|-------------------|------------------|-----------------|-----------------|----------------------|---------------------|------------|--------------------------|--------|
|                   | 1st              | 2nd             | > 2nd           | Total                | Boar Fertility      | 92.3 %     | Gilts / Sows             | Number |
| Gilt              | 7                | 1               | 0               | 8                    | Conception Rate (%) | 80.0 %     | Maiden Gilts             | 10     |
| Sow               | 13               | 1               | 1               | 15                   | Farrowing Rate      | 78.0 %     | Dry Sows                 | 4      |
| Total             | 20               | 2               | 1               | 23                   | Average Parity      | 3.8        | Doubtful                 | 0      |
| <b>Farrowings</b> |                  |                 |                 |                      |                     |            |                          |        |
|                   | Litters          | Live            | Dead            | Mmfd                 | Total               | Litter Wt. | Tested NIP               | 0      |
| Total             | 29               | 373             | 23              | 8                    | 396                 | 0.00       | Aborted                  | 0      |
| Average           |                  | 12.9            | 0.8             | 0.3                  | 13.7                | 0.00       | In Pig Gilts             | 31     |
| Abortions         | 0                | Av. Gestation   | 115             | Av. Piglet Birth Wt. | 0.00                |            | In Pig Sows              | 113    |
| <b>Weanings</b>   |                  |                 |                 |                      |                     |            |                          |        |
|                   | First            | Extra           | Early           | Retained             | Piglets             | Weight     | Suckling                 | 54     |
| Total             | 20               | 1               | 0               | 2                    | 224                 | 1803       | Extra Suckling           | 2      |
| Average           | Piglets / Litter | Weight / Litter | Weight / Piglet | Age                  | Lactation           |            | Total Productive Females | 204    |
|                   | 10.67            | 85.86           | 8.05            | 28.3                 | 29.2                |            | Stock Boars              | 3      |
|                   |                  |                 |                 |                      |                     |            | Suckling Piglets         | 664    |
|                   |                  |                 |                 |                      |                     |            | Feeding Herd             | 1821   |
|                   |                  |                 |                 |                      |                     |            | Total Stock              | 2702   |
| <b>Deaths</b>     |                  |                 |                 |                      |                     |            |                          |        |
|                   | Gilts            | Sows            | Boars           | Piglets              | Feeding Herd        | Total      |                          |        |
|                   | 0                | 1               | 0               | 34 ( 9.1% )          | 17                  | 52         |                          |        |





## Herd Movements

| Department                       | Pig Type              | Date   | Place                   | Number     | Weight       | Av. Wt.       | Av. Age |
|----------------------------------|-----------------------|--------|-------------------------|------------|--------------|---------------|---------|
| <b>BREEDING HERD ARRIVALS</b>    |                       |        |                         |            |              |               |         |
|                                  | Breeding Sow          | 20 Oct | FARM G                  | 7          | 1015         | 145.00        |         |
|                                  |                       |        | Breeding Sow            | <b>7</b>   | <b>1015</b>  | <b>145.00</b> |         |
|                                  | <b>BREEDING HERD</b>  |        | <b>ARRIVALS</b>         | <b>7</b>   | <b>1015</b>  | <b>145.00</b> |         |
| <b>BREEDING HERD DEPARTURES</b>  |                       |        |                         |            |              |               |         |
|                                  | Weaner                | 20 Oct | REARING HERD            | 184        | 1472         | 8.00          |         |
|                                  |                       |        | Weaner                  | <b>184</b> | <b>1472</b>  | <b>8.00</b>   |         |
|                                  | Breeding Sow          | 24 Oct | ROOS Abbatoir           | 3          | 0            | 0.00          |         |
|                                  | Breeding Sow          | 25 Oct | DIED                    | 1          | 0            | 0.00          |         |
|                                  |                       |        | Breeding Sow            | <b>4</b>   | <b>0</b>     | <b>0.00</b>   |         |
|                                  | <b>BREEDING HERD</b>  |        | <b>DEPARTURES</b>       | <b>188</b> | <b>1472</b>  | <b>7.83</b>   |         |
| <b>FINISHING HERD ARRIVALS</b>   |                       |        |                         |            |              |               |         |
|                                  | Store                 | 02 Nov | REARING HERD            | 216        | 7128         | 33.00         |         |
|                                  |                       |        | Store                   | <b>216</b> | <b>7128</b>  | <b>33.00</b>  |         |
|                                  | <b>FINISHING HERD</b> |        | <b>ARRIVALS</b>         | <b>216</b> | <b>7128</b>  | <b>33.00</b>  |         |
| <b>FINISHING HERD DEPARTURES</b> |                       |        |                         |            |              |               |         |
|                                  | Porker                | 24 Oct | ROOS Abbatoir           | 4          | 300          | 75.00         |         |
|                                  |                       |        | Porker                  | <b>4</b>   | <b>300</b>   | <b>75.00</b>  |         |
|                                  | Baconer               | 20 Oct | Cranswick Country Foods | 85         | 8925         | 105.00        |         |
|                                  | Baconer               | 25 Oct | Cranswick Country Foods | 135        | 13500        | 100.00        |         |
|                                  | Baconer               | 03 Nov | Cranswick Country Foods | 62         | 6262         | 101.00        |         |
|                                  |                       |        | Baconer                 | <b>282</b> | <b>28687</b> | <b>101.73</b> |         |
|                                  | <b>FINISHING HERD</b> |        | <b>DEPARTURES</b>       | <b>286</b> | <b>28987</b> | <b>101.35</b> |         |
| <b>REARING HERD ARRIVALS</b>     |                       |        |                         |            |              |               |         |
|                                  | Weaner                | 20 Oct | BREEDING HERD           | 184        | 1472         | 8.00          |         |
|                                  |                       |        | Weaner                  | <b>184</b> | <b>1472</b>  | <b>8.00</b>   |         |
|                                  | <b>REARING HERD</b>   |        | <b>ARRIVALS</b>         | <b>184</b> | <b>1472</b>  | <b>8.00</b>   |         |
| <b>REARING HERD DEPARTURES</b>   |                       |        |                         |            |              |               |         |
|                                  | Store                 | 02 Nov | FINISHING HERD          | 216        | 7128         | 33.00         |         |
|                                  |                       |        | Store                   | <b>216</b> | <b>7128</b>  | <b>33.00</b>  |         |
|                                  | <b>REARING HERD</b>   |        | <b>DEPARTURES</b>       | <b>216</b> | <b>7128</b>  | <b>33.00</b>  |         |

# Weekly Management Report

Week 44



FARM B

## Section 2: Herd Movements

04-Nov-05

---

### Sows/Gilts In

| Parity | Tag  | Tattoo | Date In | Age | Weight | Origin |
|--------|------|--------|---------|-----|--------|--------|
| 1      | 2520 |        | 20 Oct  |     | 145    | FARM G |
|        | 2524 |        | 20 Oct  |     | 145    | FARM G |
|        | 2547 |        | 20 Oct  |     | 145    | FARM G |
|        | 2550 |        | 20 Oct  |     | 145    | FARM G |
|        | 2551 |        | 20 Oct  |     | 145    | FARM G |
|        | 2569 |        | 20 Oct  |     | 145    | FARM G |
|        | 2571 |        | 20 Oct  |     | 145    | FARM G |

Sows/Gilts In 7

---

### Sows/Gilts Out

| Parity | Tag | Date Out | Time In | Status    | Days | Reason   | Destination   |
|--------|-----|----------|---------|-----------|------|----------|---------------|
| 9      | 414 | 24 Oct   | 327     | Dry       | 4    | Casualty | ROOS Abbatoir |
| 8      | 516 | 24 Oct   | 237     | Left Herd | 0    | Casualty | ROOS Abbatoir |
| 7      | 531 | 25 Oct   | 338     | Dry       | 26   | Lameness | DIED          |
| 6      | 713 | 24 Oct   | 296     | Dry       | 4    | Casualty | ROOS Abbatoir |

Number Leaving 4

Sows/Gilts Out 4



# Weekly Management Report

Week 44



FARM B

## Section 4: Farrowings

04-Nov-05

### Gilts Farrowed

| Tag  | Age | In Herd | Live | Dead | Total | Cull | Tag  | Age | In Herd | Live | Dead | Total | Cull |
|------|-----|---------|------|------|-------|------|------|-----|---------|------|------|-------|------|
| 2018 |     | 107     | 11   | 0    | 11    | ( )  | 2024 |     | 107     | 11   | 2    | 13    | ( )  |

Gilts Farrowed **2**

Average Total Born **12.0**

Average Days In Herd **107**

\* Prolific female with Average Total Born > 15

### Sows Farrowed

| Tag    | Pty | Live      | Dead    | Total | Farr. Int. | Cull | Tag   | Pty | Live      | Dead    | Total | Farr. Int. | Cull |
|--------|-----|-----------|---------|-------|------------|------|-------|-----|-----------|---------|-------|------------|------|
| 1186   | 3   | 10 (11.0) | 0 (0.0) | 10,12 | 146 (146)  | ( )  | 1188  | 3   | 14 (12.5) | 2 (1.0) | 16,11 | 146 (146)  | ( )  |
| 1189   | 3   | 15 (13.5) | 1 (0.5) | 16,12 | 148 (148)  | ( )  | 1192  | 3   | 9 (7.5)   | 0 (0.0) | 9,6   | 147 (147)  | ( )  |
| 1195   | 2   | 12 (11.5) | 0 (1.0) | 12,13 | 146 (146)  | ( )  | 1199  | 3   | 15 (10.5) | 0 (0.5) | 15,7  | 146 (146)  | ( )  |
| 1200   | 3   | 16 (14.0) | 0 (0.5) | 16,13 | 146 (146)  | ( )  | 1203  | 3   | 14 (13.5) | 0 (0.0) | 14,13 | 146 (146)  | ( )  |
| 1643   | 2   | 6 (8.5)   | 0 (0.0) | 6,11  | 161 (161)  | ( )  | 1662  | 2   | 13 (13.0) | 0 (0.0) | 13,13 | 153 (153)  | ( )  |
| 1665   | 2   | 13 (13.0) | 1 (0.5) | 14,13 | 153 (153)  | ( )  | 1743  | 2   | 15 (14.0) | 0 (0.0) | 15,13 | 153 (153)  | ( )  |
| 1775   | 2   | 12 (10.0) | 0 (0.0) | 12,8  | 147 (147)  | ( )  | 610   | 7   | 14 (13.0) | 4 (2.0) | 18,12 | 169 (169)  | ( )  |
| 615    | 7   | 14 (14.0) | 2 (1.0) | 16,14 | 156 (156)  | ( )  | 628   | 7   | 13 (12.5) | 1 (0.5) | 14,12 | 158 (158)  | ( )  |
| * 722  | 6   | 14 (14.5) | 3 (2.5) | 17,17 | 147 (147)  | ( )  | 728A  | 2   | 17 (14.5) | 1 (0.5) | 18,12 | 147 (147)  | ( )  |
| * 741A | 3   | 17 (15.5) | 0 (1.0) | 17,16 | 147 (147)  | ( )  | 746A  | 3   | 12 (14.0) | 1 (0.5) | 13,16 | 146 (146)  | ( )  |
| 766    | 5   | 6 (9.0)   | 0 (1.5) | 6,15  | 146 (146)  | ( )  | 767   | 5   | 15 (13.5) | 0 (1.0) | 15,14 | 145 (145)  | ( )  |
| 791    | 5   | 13 (13.5) | 0 (1.0) | 13,16 | 194 (194)  | ( )  | * 810 | 4   | 15 (15.0) | 1 (0.5) | 16,15 | 147 (147)  | ( )  |
| * 813  | 4   | 15 (16.0) | 3 (2.0) | 18,18 | 148 (148)  | ( )  | 820   | 4   | 12 (12.5) | 0 (0.0) | 12,13 | 147 (147)  | ( )  |
| 949    | 3   | 10 (14.0) | 1 (0.5) | 11,18 | 147 (147)  | ( )  |       |     |           |         |       |            |      |

Sows Farrowed **27**

Average Total Born **13.8**

Average Farrowing Interval **151**

Average performance shown in brackets

\* Prolific female with Average Total Born > 15

# Weekly Management Report

Week 44



FARM B

Section 5: Weaning

04-Nov-05

## Sows due for Weaning

| Date   | Tag    | Pty | Days | Live      | Dead    | Reared | Date   | Tag    | Pty | Days | Live      | Dead    | Reared |
|--------|--------|-----|------|-----------|---------|--------|--------|--------|-----|------|-----------|---------|--------|
| 09 Oct | E 396  | 10  | 44   | 11 (9.5)  | 0 (0.0) | 10     | 09 Oct | E 405  | 10  | 44   | 10 (9.5)  | 5 (2.5) | 11     |
| 22 Oct | 1663   | 2   | 31   | 13 (11.0) | 1 (0.5) | 10     | 24 Oct | G593   | 2   | 29   | 17 (15.0) | 0 (0.0) | 13     |
| 29 Oct | G580   | 2   | 24   | 13 (11.0) | 0 (1.0) | 10     | 29 Oct | G700   | 2   | 24   | 12 (9.0)  | 2 (1.0) | 9      |
| 31 Oct | * 396G | 2   | 22   | 13 (13.5) | 1 (1.5) | 8      | 31 Oct | 406    | 10  | 22   | 11 (12.0) | 0 (0.0) | 10     |
| 31 Oct | 449    | 9   | 22   | 10 (11.0) | 0 (1.0) | 11     | 31 Oct | * 464  | 9   | 22   | 6 (7.0)   | 0 (0.0) | 10     |
| 31 Oct | 611    | 7   | 22   | 14 (12.5) | 4 (3.0) | 11     | 31 Oct | 625    | 7   | 22   | 12 (10.5) | 0 (0.0) | 10     |
| 31 Oct | 717    | 6   | 22   | 13 (14.0) | 0 (1.0) | 11     | 31 Oct | 763    | 5   | 22   | 11 (11.5) | 0 (0.0) | 9      |
| 31 Oct | 764    | 5   | 22   | 11 (11.5) | 0 (2.5) | 10     | 31 Oct | 765    | 5   | 22   | 11 (11.5) | 0 (0.0) | 11     |
| 31 Oct | 793    | 4   | 22   | 10 (11.0) | 4 (3.0) | 11     | 31 Oct | 798    | 4   | 22   | 12 (11.0) | 0 (0.0) | 10     |
| 31 Oct | G573   | 2   | 22   | 14 (12.5) | 2 (1.0) | 9      | 31 Oct | * G721 | 2   | 22   | 9 (9.5)   | 3 (2.5) | 8      |
| 01 Nov | 1183   | 3   | 21   | 14 (13.0) | 2 (2.0) | 12     | 01 Nov | * 506  | 8   | 21   | 6 (8.0)   | 0 (0.0) | 8      |
| 01 Nov | 509    | 7   | 21   | 11 (11.5) | 0 (0.0) | 9      | 01 Nov | 760    | 5   | 21   | 12 (11.0) | 0 (0.0) | 11     |
| 01 Nov | 806    | 4   | 21   | 10 (12.5) | 3 (2.5) | 11     | 01 Nov | * G588 | 2   | 21   | 15 (11.5) | 0 (1.5) | 8      |
| 01 Nov | G742   | 2   | 21   | 12 (12.0) | 0 (2.0) | 13     | 05 Nov | * 1643 | 2   | 17   | 6 (8.5)   | 0 (0.0) | 11     |
| 05 Nov | 615    | 7   | 17   | 14 (14.0) | 2 (1.0) | 10     | 05 Nov | 791    | 5   | 17   | 13 (13.5) | 0 (1.0) | 12     |

Sows due for Weaning **30**      **E** Extra Suckling      **+** OVERDUE      **\*** Number reared is below **9** piglets per litter

Average performance shown in brackets

Minimum Age at Weaning **18**

Maximum Age at Weaning **50**

# Weekly Management Report

Week 44



FARM B

## Section 6: Pregnancy Check / Vaccination

04-Nov-05

### 15 to 21 Day Heat Check

| Tag          | Service | Date  | Check | Tag  | Service | Date  | Check | Tag  | Service | Date  | Check |
|--------------|---------|-------|-------|------|---------|-------|-------|------|---------|-------|-------|
| <b>GILTS</b> |         |       |       |      |         |       |       |      |         |       |       |
| 2003         | 2       | 07/11 | ( )   | 2520 | 1       | 09/11 | ( )   | 2524 | 1       | 09/11 | ( )   |
| 2547         | 1       | 15/11 | ( )   | 2550 | 1       | 16/11 | ( )   | 2551 | 1       | 17/11 | ( )   |
| 2569         | 1       | 17/11 | ( )   | 2571 | 1       | 14/11 | ( )   |      |         |       |       |

GILTS to check **8**

### SOWS

|          |   |       |     |          |   |       |     |          |   |       |     |
|----------|---|-------|-----|----------|---|-------|-----|----------|---|-------|-----|
| 1658 (3) | 2 | 14/11 | ( ) | 1666 (3) | 1 | 14/11 | ( ) | 1772 (2) | 1 | 15/11 | ( ) |
| 1778 (2) | 3 | 14/11 | ( ) | 622 (8)  | 1 | 15/11 | ( ) | 623 (8)  | 1 | 14/11 | ( ) |
| 716 (7)  | 1 | 15/11 | ( ) | 739A (4) | 1 | 14/11 | ( ) | 757 (6)  | 1 | 15/11 | ( ) |
| 796 (5)  | 1 | 15/11 | ( ) | 799 (5)  | 1 | 15/11 | ( ) | 801 (5)  | 1 | 15/11 | ( ) |
| G572 (3) | 1 | 15/11 | ( ) | G577 (3) | 1 | 14/11 | ( ) | G589 (3) | 1 | 14/11 | ( ) |

SOWS to chec **15**

Total to check **23**

# Weekly Management Report

Week 44



FARM B

Section 6: Pregnancy Check / Vaccination

04-Nov-05

## 30 Day Pregnancy Check

| Tag            | Service | Date     | Check | Tag  | Service | Date  | Check | Tag  | Service | Date  | Check |
|----------------|---------|----------|-------|------|---------|-------|-------|------|---------|-------|-------|
| <b>GILTS</b>   |         |          |       |      |         |       |       |      |         |       |       |
| 2003           | 2       | 16/11    | ( )   | 2520 | 1       | 18/11 | ( )   | 2524 | 1       | 18/11 | ( )   |
| GILTS to check |         | <b>3</b> |       |      |         |       |       |      |         |       |       |
| <b>SOWS</b>    |         |          |       |      |         |       |       |      |         |       |       |
| 738 (4)        | 2       | 13/11    | ( )   |      |         |       |       |      |         |       |       |
| SOWS to chec   |         | <b>1</b> |       |      |         |       |       |      |         |       |       |
| Total to check |         | <b>4</b> |       |      |         |       |       |      |         |       |       |



# Weekly Management Report

Week 44



FARM B

## Section 7: Boar Service Analysis

04-Nov-05

### Boar Service Analysis (females served per boar)

| Boar Number    | Days In Use | Date Out | Services for Week Ending |        |        |        |        |        |        |        |        |        |        |        |        |        | Total Services |        |       | Boar Related Services |      |       |         |     |
|----------------|-------------|----------|--------------------------|--------|--------|--------|--------|--------|--------|--------|--------|--------|--------|--------|--------|--------|----------------|--------|-------|-----------------------|------|-------|---------|-----|
|                |             |          | 22-Jul                   | 29-Jul | 05-Aug | 12-Aug | 19-Aug | 26-Aug | 02-Sep | 09-Sep | 16-Sep | 23-Sep | 30-Sep | 07-Oct | 14-Oct | 21-Oct | 28-Oct         | 04-Nov | Total | Returns               | %    | Total | Returns | %   |
| VANTAGE        | 389         |          | 1                        | .      | 13     | .      | .      | 9      | .      | .      | 5      | .      | .      | 5      | 2      | 1      | 8              | .      | 44    | 2                     | 95   | 1     | 1       | 0 * |
| 3              | 216         |          | .                        | .      | 4      | .      | .      | 5      | .      | .      | 6      | .      | .      | 5      | .      | 1      | .              | .      | 21    | 4                     | 81 * | 1     | 1       | 0 * |
| 1              | 212         |          | .                        | .      | 2      | .      | .      | 5      | .      | .      | 3      | .      | .      | 4      | .      | .      | 9              | .      | 23    | 3                     | 87   | 3     | 3       | 0 * |
| 4              | 212         |          | .                        | 2      | 4      | .      | .      | 6      | .      | .      | .      | .      | .      | 12     | .      | 1      | 3              | .      | 28    | 2                     | 93   | 1     | 1       | 0 * |
| Mixed          |             |          | .                        | .      | 3      | .      | .      | 3      | .      | .      | 9      | .      | .      | .      | .      | .      | .              | .      | 15    | 4                     | 73 * | .     | .       | .   |
| <b>Summary</b> |             |          | 1                        | 2      | 26     | 0      | 0      | 28     | 0      | 0      | 23     | 0      | 0      | 26     | 2      | 3      | 20             | 0      | 131   | 15                    | 88.5 | 6     | 6       | 0 * |

Boar related services do not include females served < 3 weeks, abortions or sows which have left the herd

Returns = Repeats + NIP + Culls for Barren or Repeats

\* Conception Rate < 85 %

### Operator Efficiency

| Operator | Total Services |         |      | Boar Related Services |         |     |
|----------|----------------|---------|------|-----------------------|---------|-----|
|          | Total          | Returns | %    | Total                 | Returns | %   |
| Unknown  | 131            | 15      | 88.5 | 6                     | 6       | 0.0 |
|          | 131            | 15      | 88.5 | 6                     | 6       | 0.0 |

# Weekly Management Report

Week 44



FARM B

## Section 8: Boar Usage Analysis

04-Nov-05

### Boar Usage Analysis (matings / AI doses used per boar)

| Boar Number    | Matings for Week Ending |          |           |        |        |           |        |        |           |        |        |           |          |          |           | Total | Average per Week |             |
|----------------|-------------------------|----------|-----------|--------|--------|-----------|--------|--------|-----------|--------|--------|-----------|----------|----------|-----------|-------|------------------|-------------|
|                | 22-Jul                  | 29-Jul   | 05-Aug    | 12-Aug | 19-Aug | 26-Aug    | 02-Sep | 09-Sep | 16-Sep    | 23-Sep | 30-Sep | 07-Oct    | 14-Oct   | 21-Oct   | 28-Oct    |       |                  | 04-Nov      |
| 1              | .                       | .        | 8         | .      | .      | 15        | .      | .      | 10        | .      | .      | 11        | .        | .        | 27        | .     | 71               | 4.4         |
| 3              | .                       | .        | 14        | .      | .      | 15        | .      | .      | 19        | .      | .      | 14        | .        | 2        | .         | .     | 64               | 4.0         |
| 4              | .                       | 4        | 13        | .      | .      | 21        | .      | .      | 8         | .      | .      | 36        | .        | 2        | 9         | .     | 93               | 5.8         |
| VANTAGE        | 2                       | .        | 41        | .      | .      | 33        | .      | .      | 32        | .      | .      | 15        | 4        | 2        | 23        | .     | 152              | 9.5         |
| <b>Summary</b> | <b>2</b>                | <b>4</b> | <b>76</b> | .      | .      | <b>84</b> | .      | .      | <b>69</b> | .      | .      | <b>76</b> | <b>4</b> | <b>6</b> | <b>59</b> | .     | <b>380</b>       | <b>23.8</b> |

# Weekly Management Report

Week 44



FARM B

## Section 9: Sow/Gilt Service Analysis

04-Nov-05

### Service Targets

| Wk/E         | Total      | First       | Repeat     | Returned   | Doubtful   | Tested NIP | Aborted    | Left Herd  | Farrowed    | In Pig   | Farr. %       | Adj. %        |
|--------------|------------|-------------|------------|------------|------------|------------|------------|------------|-------------|----------|---------------|---------------|
| 10/06/05     | 1          | 1           | .          | .          | .          | .          | .          | .          | 1           | .        | 100.0         | 100.0         |
| 17/06/05     | 4          | 4           | .          | 2          | .          | .          | .          | .          | 2           | .        | 50.0          | 50.0          |
| 24/06/05     | 29         | 28          | 1          | 2          | .          | 1          | .          | 2          | 24          | .        | 82.8          | 82.8          |
| 01/07/05     | 1          | 1           | .          | .          | .          | .          | .          | .          | 1           | .        | 100.0         | 100.0         |
| 08/07/05     | 6          | 6           | .          | .          | .          | 2          | .          | .          | 4           | .        | 66.7          | 66.7          |
| <b>Total</b> | <b>41</b>  | <b>40</b>   | <b>1</b>   | <b>4</b>   | <b>.</b>   | <b>3</b>   | <b>.</b>   | <b>2</b>   | <b>32</b>   | <b>.</b> | <b>78.0</b>   | <b>78.0</b>   |
| <b>%</b>     |            | <b>97.6</b> | <b>2.4</b> | <b>9.8</b> | <b>0.0</b> | <b>7.3</b> | <b>0.0</b> | <b>4.9</b> | <b>78.0</b> |          | <b>Con. %</b> | <b>Adj. %</b> |
| 15/07/05     | 29         | 27          | 2          | 2          | .          | 1          | .          | .          | 26          | .        | 89.7          | 89.7          |
| 22/07/05     | 1          | 1           | .          | 1          | .          | .          | .          | .          | .           | .        | 0.0           | 0.0           |
| 29/07/05     | 5          | 3           | 2          | .          | .          | .          | .          | .          | 5           | .        | 100.0         | 100.0         |
| 05/08/05     | 29         | 27          | 2          | 2          | .          | .          | 1          | 1          | 25          | .        | 86.2          | 86.2          |
| 12/08/05     | .          | .           | .          | .          | .          | .          | .          | .          | .           | .        | .             | .             |
| 19/08/05     | 3          | 3           | .          | .          | .          | .          | .          | .          | 3           | .        | 100.0         | 97.6          |
| 26/08/05     | 30         | 29          | 1          | 2          | .          | 2          | 1          | .          | 25          | .        | 83.3          | 80.9          |
| 02/09/05     | 2          | 2           | .          | .          | .          | .          | .          | .          | 2           | .        | 100.0         | 97.6          |
| 09/09/05     | .          | .           | .          | .          | .          | .          | .          | .          | .           | .        | .             | .             |
| 16/09/05     | 24         | 22          | 2          | 3          | .          | 2          | .          | .          | 19          | .        | 79.2          | 76.7          |
| 23/09/05     | .          | .           | .          | .          | .          | .          | .          | .          | .           | .        | .             | .             |
| 30/09/05     | 3          | 3           | .          | 2          | .          | .          | .          | 1          | .           | .        | 0.0           | 0.0           |
| 07/10/05     | 30         | 28          | 2          | 2          | .          | 2          | .          | .          | 26          | .        | 86.7          | 74.5          |
| 14/10/05     | 3          | 2           | 1          | .          | .          | .          | .          | .          | 2           | 1        | 100.0         | 82.9          |
| 21/10/05     | 3          | 2           | 1          | .          | .          | .          | .          | .          | .           | 3        | 100.0         | 80.5          |
| 28/10/05     | 20         | 18          | 2          | .          | .          | .          | .          | .          | .           | 20       | 100.0         | 78.0          |
| 04/11/05     | .          | .           | .          | .          | .          | .          | .          | .          | .           | .        | .             | .             |
| <b>Total</b> | <b>182</b> | <b>167</b>  | <b>15</b>  | <b>14</b>  | <b>.</b>   | <b>7</b>   | <b>2</b>   | <b>2</b>   | <b>157</b>  | <b>.</b> | <b>86.3</b>   | <b>80.4</b>   |
| <b>%</b>     |            | <b>91.8</b> | <b>8.2</b> | <b>7.7</b> | <b>0.0</b> | <b>3.8</b> | <b>1.1</b> | <b>1.1</b> | <b>86.3</b> |          |               |               |

|   |      |   |           |
|---|------|---|-----------|
| Weeks included in analysis                  | 22   | Target services for 22 week period            | 275       |
| Target litters farrowing per week           | 10   | Actual services for 22 week period            | 223       |
| 22 week adjusted conception rate            | 80.0 | Services down on target in period             | 52        |
| Weekly services required for target litters | 12   | Services required this week to stay on target | <b>64</b> |

### Dropout Summary

| Wk/E           | Dropouts in Week |          |          |          |          |          |          |          |          |          |          |          |          |          |          |          |          |
|----------------|------------------|----------|----------|----------|----------|----------|----------|----------|----------|----------|----------|----------|----------|----------|----------|----------|----------|
|                | 1                | 2        | 3        | 4        | 5        | 6        | 7        | 8        | 9        | 10       | 11       | 12       | 13       | 14       | 15       | 16       | 17       |
| 10/06/05       | ..               | ..       | ..       | ..       | ..       | ..       | ..       | ..       | ..       | ..       | ..       | ..       | ..       | ..       | ..       | ..       | ..       |
| 17/06/05       | ..               | ..       | ..       | ..       | ..       | 1        | 1        | ..       | ..       | ..       | ..       | ..       | ..       | ..       | ..       | ..       | ..       |
| 24/06/05       | ..               | ..       | 1        | 1        | ..       | 2        | ..       | ..       | ..       | ..       | ..       | 1        | ..       | ..       | ..       | ..       | ..       |
| 01/07/05       | ..               | ..       | ..       | ..       | ..       | ..       | ..       | ..       | ..       | ..       | ..       | ..       | ..       | ..       | ..       | ..       | ..       |
| 08/07/05       | ..               | ..       | ..       | ..       | 2        | ..       | ..       | ..       | ..       | ..       | ..       | ..       | ..       | ..       | ..       | ..       | ..       |
| 15/07/05       | ..               | ..       | ..       | 2        | ..       | ..       | ..       | ..       | ..       | ..       | ..       | 1        | ..       | ..       | ..       | ..       | ..       |
| 22/07/05       | ..               | ..       | 1        | ..       | ..       | ..       | ..       | ..       | ..       | ..       | ..       | ..       | ..       | ..       | ..       | ..       | ..       |
| 29/07/05       | ..               | ..       | ..       | ..       | ..       | ..       | ..       | ..       | ..       | ..       | ..       | ..       | ..       | ..       | ..       | ..       | ..       |
| 05/08/05       | ..               | ..       | 1        | 1        | ..       | ..       | ..       | ..       | ..       | ..       | 1        | ..       | ..       | ..       | ..       | ..       | ..       |
| 12/08/05       | ..               | ..       | ..       | ..       | ..       | ..       | ..       | ..       | ..       | ..       | ..       | ..       | ..       | ..       | ..       | ..       | ..       |
| 19/08/05       | ..               | ..       | ..       | ..       | ..       | ..       | ..       | ..       | ..       | ..       | ..       | ..       | ..       | ..       | ..       | ..       | ..       |
| 26/08/05       | ..               | ..       | 1        | 1        | ..       | 1        | 1        | ..       | ..       | ..       | 1        | ..       | ..       | ..       | ..       | ..       | ..       |
| 02/09/05       | ..               | ..       | ..       | ..       | ..       | ..       | ..       | ..       | ..       | ..       | ..       | ..       | ..       | ..       | ..       | ..       | ..       |
| 09/09/05       | ..               | ..       | ..       | ..       | ..       | ..       | ..       | ..       | ..       | ..       | ..       | ..       | ..       | ..       | ..       | ..       | ..       |
| 16/09/05       | ..               | ..       | ..       | 1        | ..       | 1        | ..       | ..       | ..       | ..       | ..       | ..       | ..       | ..       | ..       | ..       | ..       |
| 23/09/05       | ..               | ..       | ..       | ..       | ..       | ..       | ..       | ..       | ..       | ..       | ..       | ..       | ..       | ..       | ..       | ..       | ..       |
| 30/09/05       | ..               | ..       | 1        | ..       | ..       | 1        | ..       | ..       | ..       | ..       | ..       | ..       | ..       | ..       | ..       | ..       | ..       |
| 07/10/05       | 1                | ..       | 1        | ..       | ..       | ..       | ..       | ..       | ..       | ..       | ..       | ..       | ..       | ..       | ..       | ..       | ..       |
| 14/10/05       | ..               | ..       | ..       | ..       | ..       | ..       | ..       | ..       | ..       | ..       | ..       | ..       | ..       | ..       | ..       | ..       | ..       |
| <b>Summary</b> | <b>1</b>         | <b>0</b> | <b>6</b> | <b>6</b> | <b>2</b> | <b>6</b> | <b>2</b> | <b>0</b> | <b>0</b> | <b>0</b> | <b>1</b> | <b>1</b> | <b>2</b> | <b>0</b> | <b>0</b> | <b>0</b> | <b>0</b> |

# Weekly Management Report

Week 44



FARM B

## Section 10 Dropouts

04-Nov-05

### Dropouts

| Wk/E          | Tag  | Pty  | Date   | Days | Reason      | Tag  | Pty  | Date   | Days | Reason      |
|---------------|------|------|--------|------|-------------|------|------|--------|------|-------------|
| <b>17 Jun</b> |      |      |        |      |             |      |      |        |      |             |
|               | G619 | 2    | 24 Jul | 42   | PROLAPSE    | 1781 | 2    | 28 Jul | 44   | Returned    |
| <b>24 Jun</b> |      |      |        |      |             |      |      |        |      |             |
|               | 752  | 5    | 1 Aug  | 42   | INFERTILITY | G695 | 2    | 12 Jul | 22   | Returned    |
|               | 610  | 7    | 12 Jul | 21   | AGE/SIZE    | 755  | 5    | 1 Aug  | 41   | INFERTILITY |
|               | G717 | 2    | 16 Sep | 87   | NOT IN PIG  |      |      |        |      |             |
| <b>8 Jul</b>  |      |      |        |      |             |      |      |        |      |             |
|               | 1748 | 2    | 8 Aug  | 34   | BARREN      | G569 | 2    | 8 Aug  | 32   | BARREN      |
| <b>15 Jul</b> |      |      |        |      |             |      |      |        |      |             |
|               | 756  | 5    | 3 Aug  | 22   | Returned    | G695 | 2    | 6 Oct  | 86   | Returned    |
|               | 1779 | 2    | 8 Aug  | 24   | BARREN      |      |      |        |      |             |
| <b>22 Jul</b> |      |      |        |      |             |      |      |        |      |             |
|               | 1187 | 3    | 1 Aug  | 16   | Returned    |      |      |        |      |             |
| <b>5 Aug</b>  |      |      |        |      |             |      |      |        |      |             |
|               | 1187 | 3    | 21 Aug | 20   | REPEATS     | 516  | 8    | 24 Oct | 84   | CASUALTY    |
|               | 631  | 7    | 25 Aug | 23   | Returned    | 769  | 5    | 15 Nov | 105  | ABORTION    |
| <b>26 Aug</b> |      |      |        |      |             |      |      |        |      |             |
|               | 1191 | 3    | 6 Oct  | 45   | NOT IN PIG  | 733  | 6    | 16 Sep | 25   | Returned    |
|               | 1778 | 2    | 13 Sep | 21   | Returned    | 617  | 7    | 7 Nov  | 76   | ABORTION    |
|               | 631  | 7    | 6 Oct  | 42   | REPEATS     |      |      |        |      |             |
| <b>16 Sep</b> |      |      |        |      |             |      |      |        |      |             |
|               | 785  | 5    | 5 Jan  | 115  | AGE/SIZE    | 811  | 4    | 6 Oct  | 24   | Returned    |
|               | 819  | 4    | 18 Nov | 67   | NOT IN PIG  | 1778 | 2    | 24 Oct | 41   | Returned    |
|               | 788  | 5    | 22 Nov | 70   | REPEATS     |      |      |        |      |             |
| <b>30 Sep</b> |      |      |        |      |             |      |      |        |      |             |
|               | 2003 | Gilt | 17 Oct | 21   | Returned    | 2006 | Gilt | 7 Nov  | 41   | Returned    |
|               | 2031 | Gilt | 16 Jan | 111  | NOT IN PIG  |      |      |        |      |             |
| <b>7 Oct</b>  |      |      |        |      |             |      |      |        |      |             |
|               | 1658 | 3    | 24 Oct | 20   | Returned    | 1784 | 2    | 13 Dec | 70   | NOT IN PIG  |
|               | 994  | 2    | 13 Dec | 70   | NOT IN PIG  | 738  | 4    | 14 Oct | 7    | Returned    |

Total Dropouts **34**

# Weekly Management Report

Week 42



FARM B

## Section 11: Inventory

21-Oct-05

### Sows to Serve

### Details of individual matings for this service

| Date | Tag  | Pty | Empty | Status | Sv No | Boar | A/P | By | Boar | A/P | By | Boar | A/P | By |
|------|------|-----|-------|--------|-------|------|-----|----|------|-----|----|------|-----|----|
|      | 1652 | 3   | 1     | Dry    | 1     |      |     |    |      |     |    |      |     |    |
|      | 1666 | 3   | 1     | Dry    | 1     |      |     |    |      |     |    |      |     |    |
|      | 1772 | 2   | 1     | Dry    | 1     |      |     |    |      |     |    |      |     |    |
|      | 414  | 9   | 1     | Dry    | 1     |      |     |    |      |     |    |      |     |    |
|      | 531  | 7   | 22    | Dry    | 1     |      |     |    |      |     |    |      |     |    |
|      | 616  | 8   | 1     | Dry    | 1     |      |     |    |      |     |    |      |     |    |
|      | 622  | 8   | 1     | Dry    | 1     |      |     |    |      |     |    |      |     |    |
|      | 623  | 8   | 1     | Dry    | 1     |      |     |    |      |     |    |      |     |    |
|      | 713  | 6   | 1     | Dry    | 1     |      |     |    |      |     |    |      |     |    |
|      | 716  | 7   | 1     | Dry    | 1     |      |     |    |      |     |    |      |     |    |
|      | 739A | 4   | 1     | Dry    | 1     |      |     |    |      |     |    |      |     |    |
|      | 750  | 6   | 1     | Dry    | 1     |      |     |    |      |     |    |      |     |    |
|      | 757  | 6   | 1     | Dry    | 1     |      |     |    |      |     |    |      |     |    |
|      | 796  | 5   | 1     | Dry    | 1     |      |     |    |      |     |    |      |     |    |
|      | 799  | 5   | 1     | Dry    | 1     |      |     |    |      |     |    |      |     |    |
|      | 801  | 5   | 1     | Dry    | 1     |      |     |    |      |     |    |      |     |    |
|      | 802  | 5   | 1     | Dry    | 1     |      |     |    |      |     |    |      |     |    |
|      | G572 | 3   | 1     | Dry    | 1     |      |     |    |      |     |    |      |     |    |
|      | G577 | 3   | 1     | Dry    | 1     |      |     |    |      |     |    |      |     |    |
|      | G589 | 3   | 1     | Dry    | 1     |      |     |    |      |     |    |      |     |    |

# Weekly Management Report

Week 44



FARM B

## Section 11: Inventory

04-Nov-05

### Sows due for Weaning

| D.O.B. | Tag  | Due Date | Parity | Days | Live      | Dead    | Reared | Piglets | Wt | Milk | Comment |
|--------|------|----------|--------|------|-----------|---------|--------|---------|----|------|---------|
|        | 1183 | 01 Nov   | 3      | 21   | 14 (13.0) | 2 (2.0) | 12     |         |    |      |         |
|        | 1643 | 05 Nov * | 2      | 17   | 6 (8.5)   | 0 (0.0) | 11     |         |    |      |         |
|        | 1663 | 22 Oct   | 2      | 31   | 13 (11.0) | 1 (0.5) | 10     |         |    |      |         |
|        | 396  | 09 Oct E | 10     | 44   | 11 (9.5)  | 0 (0.0) | 10     |         |    |      |         |
|        | 396G | 31 Oct * | 2      | 22   | 13 (13.5) | 1 (1.5) | 8      |         |    |      |         |
|        | 405  | 09 Oct E | 10     | 44   | 10 (9.5)  | 5 (2.5) | 11     |         |    |      |         |
|        | 406  | 31 Oct   | 10     | 22   | 11 (12.0) | 0 (0.0) | 10     |         |    |      |         |
|        | 449  | 31 Oct   | 9      | 22   | 10 (11.0) | 0 (1.0) | 11     |         |    |      |         |
|        | 464  | 31 Oct * | 9      | 22   | 6 (7.0)   | 0 (0.0) | 10     |         |    |      |         |
|        | 506  | 01 Nov * | 8      | 21   | 6 (8.0)   | 0 (0.0) | 8      |         |    |      |         |
|        | 509  | 01 Nov   | 7      | 21   | 11 (11.5) | 0 (0.0) | 9      |         |    |      |         |
|        | 611  | 31 Oct   | 7      | 22   | 14 (12.5) | 4 (3.0) | 11     |         |    |      |         |
|        | 615  | 05 Nov   | 7      | 17   | 14 (14.0) | 2 (1.0) | 10     |         |    |      |         |
|        | 625  | 31 Oct   | 7      | 22   | 12 (10.5) | 0 (0.0) | 10     |         |    |      |         |
|        | 717  | 31 Oct   | 6      | 22   | 13 (14.0) | 0 (1.0) | 11     |         |    |      |         |
|        | 760  | 01 Nov   | 5      | 21   | 12 (11.0) | 0 (0.0) | 11     |         |    |      |         |
|        | 763  | 31 Oct   | 5      | 22   | 11 (11.5) | 0 (0.0) | 9      |         |    |      |         |
|        | 764  | 31 Oct   | 5      | 22   | 11 (11.5) | 0 (2.5) | 10     |         |    |      |         |
|        | 765  | 31 Oct   | 5      | 22   | 11 (11.5) | 0 (0.0) | 11     |         |    |      |         |
|        | 791  | 05 Nov   | 5      | 17   | 13 (13.5) | 0 (1.0) | 12     |         |    |      |         |
|        | 793  | 31 Oct   | 4      | 22   | 10 (11.0) | 4 (3.0) | 11     |         |    |      |         |
|        | 798  | 31 Oct   | 4      | 22   | 12 (11.0) | 0 (0.0) | 10     |         |    |      |         |
|        | 806  | 01 Nov   | 4      | 21   | 10 (12.5) | 3 (2.5) | 11     |         |    |      |         |
|        | G573 | 31 Oct   | 2      | 22   | 14 (12.5) | 2 (1.0) | 9      |         |    |      |         |
|        | G580 | 29 Oct   | 2      | 24   | 13 (11.0) | 0 (1.0) | 10     |         |    |      |         |
|        | G588 | 01 Nov * | 2      | 21   | 15 (11.5) | 0 (1.5) | 8      |         |    |      |         |
|        | G593 | 24 Oct   | 2      | 29   | 17 (15.0) | 0 (0.0) | 13     |         |    |      |         |
|        | G700 | 29 Oct   | 2      | 24   | 12 (9.0)  | 2 (1.0) | 9      |         |    |      |         |
|        | G721 | 31 Oct * | 2      | 22   | 9 (9.5)   | 3 (2.5) | 8      |         |    |      |         |
|        | G742 | 01 Nov   | 2      | 21   | 12 (12.0) | 0 (2.0) | 13     |         |    |      |         |

E Extra Suckling

+ OVERDUE

\* Number reared is below 9 piglets per litter

Average performance shown in brackets

Minimum Age at Weaning 18

Maximum Age at Weaning 50